



Articulatory Synthesis of Singing

Peter Birkholz

Institute for Computer Science, University of Rostock
Albert-Einstein-Str. 21, 18059 Rostock, Germany

piet@informatik.uni-rostock.de

Abstract

A system for the synthesis of singing on the basis of an articulatory speech synthesizer is presented. To enable the synthesis of singing, the speech synthesizer was extended in many respects. Most importantly, a rule-based transformation of a musical score into a gestural score for articulatory gestures was developed. Furthermore, a pitch-dependent articulation of vowels was implemented. The results of these extensions are demonstrated by the synthesis of the canon "Dona nobis pacem". The two voices in the canon were generated with the same underlying articulatory models and the same musical score, the only difference being that their pitches differ by one octave.

Index Terms: Articulatory singing synthesis

1. Introduction

The presented singing synthesizer is based on an articulatory speech synthesizer being developed at our institute since 2001. For the *Singing Synthesis Challenge* it has been extended to import and process musical scores with lyrics. The common input to the synthesizer for the production of both speech and singing is a gestural score that represents an utterance as a collection of articulatory gestures. The gestural scores are transformed into the movements of articulatory models of the vocal tract and the glottis. These models are in turn mapped on a branched tube model of the vocal system. A comprehensive physical simulation of the flow and acoustical field in the tube system generates the radiated sound.

In Section 2, the components of the articulatory synthesizer will be briefly presented. In Section 3, we will describe the extensions to the synthesizer for the synthesis of singing. A discussion and conclusions follow in Section 4.

2. The articulatory synthesizer

An illustrative overview of the synthesizer is given in Fig. 1. We will start with a short description of the articulatory models of the vocal tract and the vocal folds and then proceed to the acoustical simulation and the generation of speech movements.

2.1. Articulatory models of the vocal tract and the vocal folds

The vocal tract model is a three-dimensional wire-frame representation of the surfaces of the articulators and the vocal tract walls of a male speaker [1, 2]. The shape and position of all movable structures is a function of 23 parameters. By means of magnetic resonance images (MRI) of sustained speech sounds, parameter values were determined for the replication of all German vowels and consonants [2]. Furthermore, using *dynamic* MRI data, a dominance model has been created that allows to predict the vocal tract parameters for *coarticulated* consonants.

The vocal folds in our synthesizer are based on a geometrical model proposed by Titze [3] that has been extended for a mechanism of glottal abduction/adduction [4] and an optional parallel chink between the arytenoids [5]. The model predicts the time-varying glottal area at the lower and upper edge of the vocal folds based on parameters for fundamental frequency, pulmonary pressure, degree of abduction, and the size of the optional parallel chink.

For the acoustical simulation, the vocal tract model is transformed into a tube model composed of short abutting elliptical tube sections that can be represented by means of a discrete area function and a perimeter function. The vocal tract tube is combined with tube sections representing the glottis, the trachea, the nasal cavity and the paranasal sinuses. Together, they form a branched tube model of the entire vocal system, which is illustrated by the area function in the middle of Fig. 1. The tube sections for the nasal cavity are flipped upside-down, and the paranasal sinuses are represented by circles. The tube shape for the nasal cavity was adopted from Dang and Honda [6, 7].

2.2. Aeroacoustical synthesis

For the simulation of acoustics, the branched tube model of the vocal system is represented by an inhomogeneous transmission line circuit with lumped elements [8, 9, 10]. This transformation is based on the analogy of acoustical and electrical transmission lines as described in detail by Beranek [11] and Flanagan [8]. In this circuit model, each tube section corresponds to a two-port network of the T-type, whose elements are functions of the tube geometry. The time-varying distribution of volume velocity and pressure in the whole network is simulated by means of finite difference equations in the time domain with a sampling rate of 44.1 kHz. Dedicated techniques were implemented for the correct simulation of losses due to friction, sound radiation, and wall vibration, as well as for the generation of noise due to turbulence [10, 12]. Therefore, the simulation supports the generation of speech sounds of all major types, like sonorant sounds, fricatives and plosives.

2.3. Generation of speech movements

Speech movements, i.e., the time-varying functions of the parameters of the models for the vocal tract and the vocal folds, are generated on the basis of a gestural score. A gestural score specifies an utterance as an organized pattern of articulatory gestures. This concept is similar to the approaches by Browman and Goldstein [13] and Kröger [14]. However, the definition and execution of the gestures in our synthesizer differs from both former concepts. A detailed description of gestural scores and their execution within the framework of our synthesizer is described in [15, 16]. In this section, only a brief overview will be given by means of the gestural score for the utter-

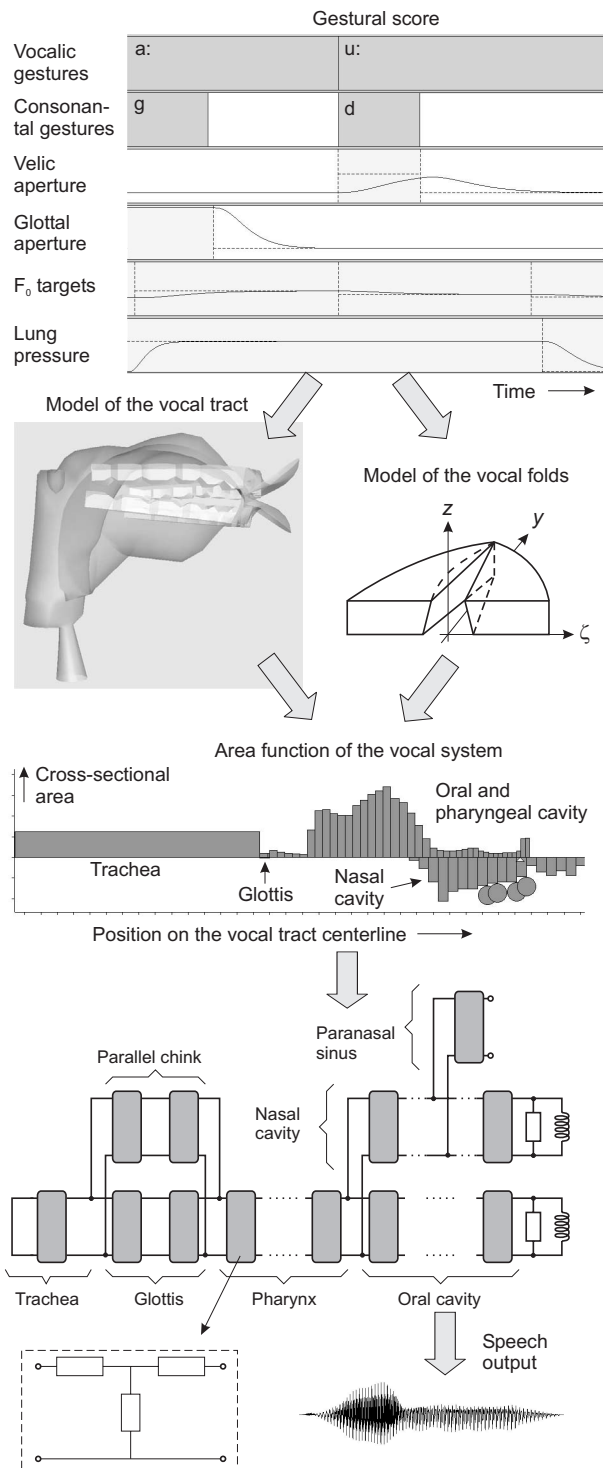


Figure 1: An overview of the articulatory synthesizer. The input to the synthesizer is a gestural score, and the output is the radiated sound.

ance /ka:nu:/ in Fig. 1. We differentiate between six types of gestures that are arranged in different rows in the score. The first three types are tract forming gestures (vocalic gestures), constriction forming gestures (consonantal gestures), and velic gestures. They control the parameters of the vocal tract model. The remaining three types of gestures control the glottal rest area (glottal aperture), F_0 , and lung pressure, i.e., the parameters of the model of the vocal folds. The temporal intervals of the gestures are separated by vertical lines. Each gesture specifies a target for one or more parameters of the vocal tract or vocal folds. The targets for vocalic and consonantal gestures represent certain predefined vocal tract shapes. In the example, these are the shapes for the vowels /a:/ and /u:/ and the consonants /g/ and /d/. During the temporal overlap of a vocalic and a consonantal gesture, the underlying target is given by the vocal tract shape of the consonant coarticulated with the overlapping vowel. To produce the voiceless plosive /k/ and the nasal /n/ in /ka:nu:/, the glottis is opened during the /g/-gesture and the velum is lowered during the /d/-gesture with the corresponding glottal and velic gestures. In this way, certain groups of consonants, like {d, t, n}, can be represented by only one target shape (in the example the shape for /d/), and the actual consonant produced from this set depends on the simultaneous existence or absence of a velic or glottal aperture. For the lower four types of gestures in Fig. 1, the associated parameter target values are directly represented by the height of the horizontal dashed lines. The execution of the gestures consists in the successive approximation of the targets simulated by critically damped, linear, third-order dynamical systems. Gestural scores can be created either manually by means of a graphical editor, or by rule, as in the case for singing synthesis.

3. Extensions of the synthesizer for the synthesis of singing

3.1. Rule-based generation of gestural scores

For the synthesis of singing, we have implemented a few extensions to the speech synthesizer. First of all, a simple xml-format was devised in order to specify the song notes and their attributes. For our demonstration song "Dona nobis pacem", the file looks as follows.

```
<song octaveOffset="0">
  <note beatsPerMinute="110" pitch="rest"
    type="1/2" vibrato="0.5" lyrics=""
    loudness="1.0" whisper="0"/>

  <note pitch="g3" type="1/8" lyrics="d o:"/>
  <note pitch="d3" type="1/8" lyrics="o:"/>
  <note pitch="h3" type="1/2" lyrics="n a:"/>

  <note pitch="a3" type="1/8" lyrics="n o:"/>
  <note pitch="d3" type="1/8" lyrics="o:"/>
  <note pitch="c4" type="1/2" lyrics="b i: s"/>

  ...
</song>
```

The most important attributes for a note are the pitch (note letter+octave), type (note length) and the lyrics (here in SAMPA notation). Furthermore, attributes can be specified for the overall speed in beats per minute, the vibrato amplitude in semitones, the loudness, and the degree of whisper. When any of these attributes are not specified for a note, they take the value from the last note, for which they were specified. In our demo

song, all of the optional attributes are set only once for the initial note (which is actually a rest) and are therefore constant throughout the song. For the transformation of a song into a gestural score, a number of rules were implemented.

The attributes for the loudness and the degree of whisper are simply translated in proportional target parameter values for lung pressure and glottal abduction. The lyrics attribute of a note is first partitioned into an onset, a nucleus, and a coda part. When there is only one nucleus vowel, a corresponding vocalic gesture is generated from the beginning to the end of the note. With two nucleus vowels (a diphthong) the first vowel gesture occupies 65% of the note duration and the second vowel 35%, according to Berndtsson [17]. Consonants of the onset and coda are implemented as consonantal gestures and aligned with the beginning or end of the note, respectively. The duration of consonantal gestures depends on whether or not they occur alone or in a cluster. When they stand alone, they are assigned a predefined inherent duration. In a cluster, their duration is reduced to 80% of their inherent duration for 2 consonants and to 70% for 3 consonants. Depending on the consonant, additional gestures are created in order to open the glottis (for voiceless plosives and fricatives) or to lower the velum (for nasals). The temporal coordination of these gestures with the corresponding consonantal gestures was implemented according to simple “phasing rules”, similar to those described by Kröger [14].

3.2. Pitch dependent vocal tract target shapes for vowels

An important extension to the synthesizer for singing synthesis is the implementation of pitch dependent targets for vowels. It is well known that professional singers often apply different vocal tract shapes to sing the same vowel depending on the pitch of the note. Vowels at higher pitches are often sung with a more “open” articulation and a higher larynx position than vowels at low pitches. In this way, the vocal tract formants are tuned with respect to the harmonics of the voice source. For our synthesizer, we created two “extreme” vocal tract shapes for each vowel – one for low-pitch notes (110 Hz and lower) and one for high pitch notes (440 Hz and higher). The vocal tract target shape for vowels to be sung at pitches between 110 Hz and 440 Hz is linearly interpolated between the low-pitch shape and the high-pitch shape. For the low-pitch shapes, we simply adopted the vocal tract shapes adjusted for *speech* synthesis. The high-pitch shapes were adjusted manually with respect to a good match between formant frequencies and harmonic frequencies. Special care was taken that the first formant turned out high enough to lie in the vicinity of the first harmonic of 440 Hz.

Figure 2 illustrates the results of this adaptation for the vowel /i:/. The midsagittal section of the vocal tract in the top left corner of the picture shows the low-pitch shape for /a:/ as derived from MRI measurements for that vowel. The next row shows the vocal tract transfer function (magnitude of the complex ratio between the radiated sound pressure and the volume velocity at the glottis) for the low-pitch shape with the harmonics of the 110 Hz voice source. Obviously, the formant structure is well represented by the harmonic spectrum. The next row shows the same transfer function, but the harmonics for a 440 Hz voice source. Here, the first formant is not at all represented by the harmonic line spectrum. Therefore, the resulting vowel would certainly *not* sound like a good /i:/. The spectrum in the bottom row shows the transfer function of the high-pitch version for /i:/ corresponding to the vocal tract in the top right corner of the figure. Here, the first formant has been raised by

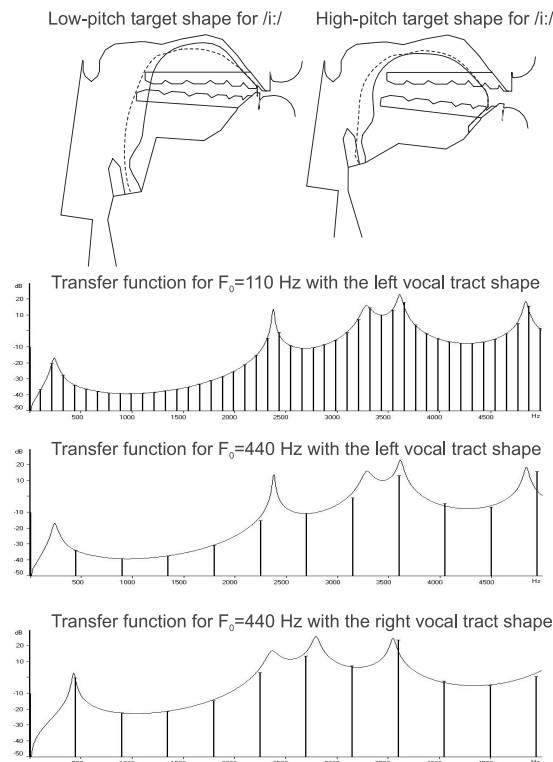


Figure 2: High-pitch target shape and low-pitch target shape for the vowel /i:/ and the corresponding spectra for $F_0=110$ Hz and $F_0=440$ Hz.

a higher larynx position and a lower tongue such that it is well represented by the first harmonic of the 440 Hz voice source.

3.3. Generation of F_0 targets

The pitch and vibrato attributes of a note are transformed into corresponding gestures for the fundamental frequency. Figure 3 shows the pitch targets generated for a few notes of the demo song. The phonetic transcription of the lyrics (in SAMPA notation) together with the nominal note pitches are shown in the upper part of the picture. Vibrato was generated by short successive pitch targets alternating around the ideal pitch value. In addition to vibrato, we implemented F_0 deflections right before and after note boundaries due to “overshoot” and “preparation” inspired by Saitou *et al.* [18]. The degree of deflection was made proportional to the pitch difference between the successive notes. Finally, fine-fluctuations of F_0 were added to the resulting contour.

4. Discussion and Conclusions

An articulatory synthesizer for the synthesis of singing has been presented. The input to the system is an xml-file with the specification of the notes with a number of attributes. This input is transformed in to a gestural score by means of a set of rules. From the gestural score the articulatory speech movements are calculated that finally lead to the generation of the radiated sound. Diverse improvements of the system are conceivable. On one hand, more attributes could be added to the notes to control further properties of the synthetic voice. In this case, new rules would have to be found to translate these attributes

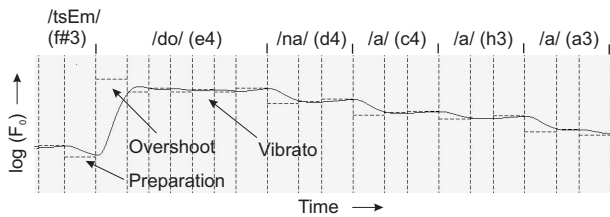


Figure 3: Simulation of “preparation”, “overshoot”, and vibrato with the target approximation model for F_0 control.

into appropriate articulatory gestures. Furthermore, the adjustment of the low-pitch targets and the high-pitch targets for the vowels should be accompanied and guided by a professional singer. Alternatively, articulatory data of a professional singer could be collected and used to adapt the phoneme targets. Also the transformation of the lyrics into the corresponding gestures for vowels and consonants needs a lot of fine tuning, especially with regard to the phoneme durations. Nevertheless, we were surprised that an acceptable quality of synthetic singing on the basis of our articulatory speech synthesizer could be achieved with relatively moderate extensions.

5. Acknowledgments

This project was funded by grant no. JA 1476/1-1 from the German Research Foundation.

6. References

- [1] P. Birkholz, D. Jackèl, and B. J. Kröger, “Construction and control of a three-dimensional vocal tract model,” in *International Conference on Acoustics, Speech, and Signal Processing (ICASSP’06)*, Toulouse, France, 2006, pp. 873–876.
- [2] P. Birkholz and B. J. Kröger, “Vocal tract model adaptation using magnetic resonance imaging,” in *7th International Seminar on Speech Production (ISSP’06)*, Ubatuba, Brazil, 2006, pp. 493–500.
- [3] I. R. Titze, “Parameterization of the glottal area, glottal flow, and vocal fold contact area,” *Journal of the Acoustical Society of America*, vol. 75, no. 2, pp. 570–580, 1984.
- [4] P. Birkholz, *3D-Artikulatorische Sprachsynthese*. Logos Verlag Berlin, 2005.
- [5] B. Cranen and J. Schroeter, “Modeling a leaky glottis,” *Journal of Phonetics*, vol. 23, pp. 165–177, 1995.
- [6] J. Dang and K. Honda, “Morphological and acoustical analysis of the nasal and the paranasal cavities,” *Journal of the Acoustical Society of America*, vol. 96, no. 4, pp. 2088–2100, 1994.
- [7] —, “Acoustic characteristics of the human paranasal sinuses derived from transmission characteristic measurement and morphological observation,” *Journal of the Acoustical Society of America*, vol. 100, no. 5, pp. 3374–3383, 1996.
- [8] J. L. Flanagan, *Speech Analysis, Synthesis and Perception*. Springer-Verlag, Berlin, 1965.
- [9] S. Maeda, “The role of the sinus cavities in the production of nasal vowels,” in *Proceedings of the IEEE International Conference on Acoustics, Speech, Signal Processing*, vol. 2, 1982, pp. 911–914.
- [10] P. Birkholz and D. Jackèl, “Influence of temporal discretization schemes on formant frequencies and bandwidths in time domain simulations of the vocal tract system,” in *Interspeech 2004-ICSLP*, Jeju, Korea, 2004, pp. 1125–1128.
- [11] L. L. Beranek, *Acoustics*. McGraw-Hill Book Company, Inc., 1954.
- [12] P. Birkholz, D. Jackèl, and B. J. Kröger, “Simulation of fluid dynamic losses in the time-varying vocal system,” *IEEE Transactions on Audio, Speech and Language Processing (in press)*, May 2007.
- [13] C. P. Browman and L. Goldstein, “Articulatory phonology: An overview,” *Phonetica*, vol. 49, pp. 155–180, 1992.
- [14] B. J. Kröger, *Ein phonetisches Modell der Sprachproduktion*. Niemeyer, Tübingen, 1998.
- [15] P. Birkholz, “Control of an articulatory speech synthesizer based on dynamic approximation of spatial articulatory targets,” in *submitted to Interspeech 2007 - Eurospeech*, Antwerp, Belgium, 2007.
- [16] P. Birkholz, I. Steiner, and S. Breuer, “Control concepts for articulatory speech synthesis,” in *submitted to the 6th ISCA Workshop on Speech Synthesis*, Bonn, Germany, 2007.
- [17] G. Berndtsson, “The KTH rule system for singing synthesis,” *STL-QPSR*, vol. 36, no. 1, 1995.
- [18] T. Saitou, N. Tsuji, M. Unoki, and M. Akagi, “Analysis of acoustic features affecting singing-ness and its application to singing-voice synthesis from speaking-voice,” in *Interspeech 2004-ICSLP*, Jeju, Korea, 2004, pp. 1925–1928.